

Rnd 14: K1, yo, ssk, k3, yo, k1, yo, k3, k2tog, yo—84 sts.

Rnd 16: K1, yo, ssk, k4, yo, k1, yo, k4, k2tog, yo—96 sts.

Rnd 18: K1, yo, ssk, k5, yo, k1, yo, k5, k2tog, yo—108 sts.

Rnd 20: (K1, yo) twice, ssk, k4, yo, k3, yo, k4, k2tog, yo, k1, yo—132 sts.

Rnd 22: (K1, yo, ssk) twice, k4, yo, sl 2tog k-wise, k1, p2sso, yo, k4, k2tog, yo, k1, k2tog, yo—132 sts.

Rnd 24: K1, yo, k2tog, yo twice, ssk, yo, ssk, k9, k2tog, yo, k2tog, yo twice, ssk, yo—144 sts.

Rnd 26: Yo, k1, yo twice, (sl 2tog k-wise, k1, p2sso) twice, yo twice, ssk, k7, k2tog, yo twice, (sl 2tog k-wise, k1, p2sso) twice, yo—132 sts.

Rnd 28: K3, yo, k2tog, yo twice, ssk, k1, yo, ssk, k5, k2tog, yo, k1, k2tog, yo twice, ssk, yo—144 sts.

Rnd 30: Yo, sl 2tog k-wise, k1, p2sso, yo, k1, yo twice, ssk, (k2tog, yo twice, ssk) twice, k1, yo twice, (ssk, k2tog, yo twice) 2 times, k1—162 sts.

Rnd 31: Add fourth needle and work as follows. Needle 1: k30. Needle 2: k51. Needle 3: k30. Needle 4: k51.

1st and 3rd needles

Rnd 32: Yo, sl 2tog k-wise, k1, p2sso, yo, k2, (k2tog, yo twice, ssk) 2 times, k1, k2tog, k1, (k2tog, yo twice, ssk) 2 times, k2, and from next needle, yo, sl 2tog k-wise, k1 p2sso, yo—29 sts.

Rnd 34: Yo, k3, yo, (k2tog, yo twice, ssk) 2 times, k2tog, yo, sl 2tog k-wise, k1, p2sso, yo, ssk, (k2tog, yo twice, ssk) 2 times, yo, k3, yo—31 sts.

Rnd 36: Yo, k5, yo, k2, (k2tog, yo twice, ssk) 2 times, yo, k1, yo, (k2tog, yo twice, ssk) 2 times, k2, yo, k5, yo—37 sts.

Rnd 38: Yo, k7, yo, (k2tog, yo twice, ssk) 2 times, k2tog, yo, sl 2tog k-wise, k1, p2sso, yo, ssk, (k2tog, yo twice, ssk) 2 times, yo, k7, yo—39 sts.

Rnd 40: K3, sl 2tog k-wise, k1, p2sso, k3, yo, k2, (k2tog, yo twice, ssk) 2 times, yo, k1, yo, (k2tog, yo twice, ssk) 2 times, k2, yo, k3, sl 2tog k-wise, k1, p2sso, k3—39 sts.

Rnd 42: K2, sl 2tog k-wise, k1, p2sso, k2, yo, sl 2tog k-wise, k1, p2sso, yo twice, ssk, k2tog, yo twice, ssk, k2tog, yo, sl 2tog k-wise, k1, p2sso, yo, ssk, k2tog, yo twice, ssk, k2tog, yo twice, sl 2tog k-wise, k1, p2sso, yo twice, k2, sl 2tog k-wise, k1, p2sso, k2—34 sts.

2nd and 4th needles

K2, (k2tog, yo twice, ssk) 5 times, k7, (k2tog, yo twice, ssk) 5 times, k2—51 sts.

(K2tog, yo twice, ssk) 5 times, k5, inc 2, k5, (k2tog, yo twice, ssk) 5 times—53 sts.

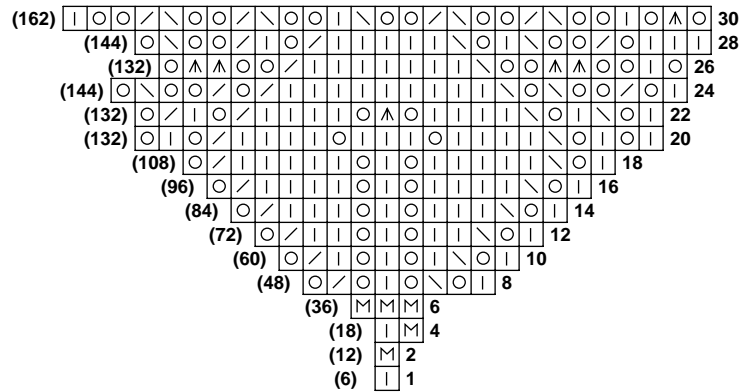
K2, (k2tog, yo twice, ssk) 4 times, k8, inc 2, k8, (k2tog, yo twice, ssk) 4 times, k2—55 sts.

(K2tog, yo twice, ssk) 4 times, k11, inc 2, k11, (k2tog, yo twice, ssk) 4 times—57 sts.

Yo, k2, (k2tog, yo twice, ssk) 4 times, k10, inc 2, k10, (k2tog, yo twice, ssk) 4 times, k2, yo—61 sts.

Yo, k3tog, yo twice, ssk, (k2tog, yo twice, ssk) 5 times, k5, inc 2, k5, (k2tog, yo twice, ssk) 5 times, k2tog, yo twice, k3tog, yo—63 sts.

Go to Charts 2 and 3 for Row 31 and beyond.



Numbers in () at left of chart are total st counts.
CO 6 sts on 3 needles. Odd rnds are knit.
Repeat Chart 1 six times.

Chart 1

1st and 3rd needles

Rnd 44: K1, sl 2tog k-wise, k1, p2sso, k1, yo, k3, k2tog, yo twice, ssk, k9, k2tog, yo twice, ssk, k3, yo, **ssk, sl 2tog k-wise**, k1, p2sso, k1—31 sts.

Rnd 46: Sl 2tog k-wise, k1, p2sso, yo, k2, k2tog, yo twice, ssk, k6, inc 2, k6, k2tog, yo twice, ssk, k2, yo, sl 2tog k-wise, k1, p2sso—31 sts.

Rnd 48: K2, k2tog, yo twice, ssk, k9, inc 2, k9, k2tog, yo twice, ssk, k2—33 sts.

Rnd 50: K2tog, yo twice, ssk, k12, inc 2, k12, k2tog, yo twice, ssk—35 sts.

2nd and 4th needles

Yo, k3, (k2tog, yo twice, ssk) 5 times, k8, inc 2, k8, (k2tog, yo twice, ssk) 5 times, k3, yo—67 sts.

Yo, k2, (k2tog, yo twice, ssk) 6 times, k7, inc 2, k7, (k2tog, yo twice, ssk) 6 times, k2, yo—71 sts.

K1, (k2tog, yo twice, ssk) 8 times, sl 2tog k-wise, k1, p2sso, yo twice, ssk, (k2tog, yo twice, ssk) 8 times, k1—70 sts.

K1, yo twice, ssk, (k2tog, yo twice, ssk) 16 times, k2tog, yo twice, k1—72 sts.

Slip 12 sts onto each end of needles 1 and 3, making 59 sts, leaving 48 sts on needles 2 and 4. Knit needles 1 and 2. On needle 3:

Row 52: K2, (k2tog, yo twice, ssk) 3 times, k15, inc 2, k15, (k2tog, yo twice, ssk) 3 times, k2—61 sts.

Row 53: Sl 1, p58, turn.

Row 54: Sl 1, k1, (k2tog, yo twice, ssk) 2 times, k18, inc 2, k18, (k2tog, yo twice, ssk) 2 times, k2, turn—59 sts.

Row 55: Sl 1, p56, turn.

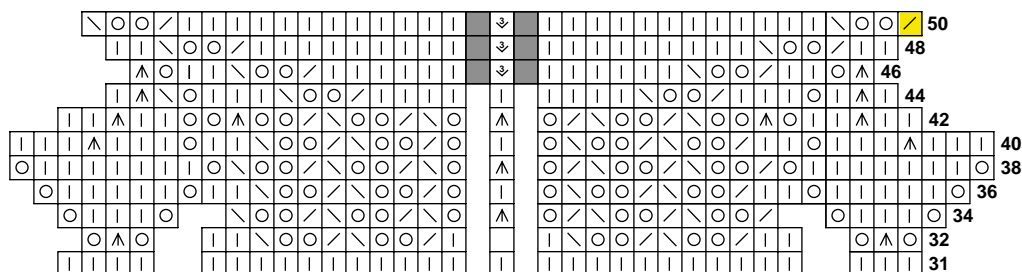
Row 56: Sl 1, k1, (k2tog, yo twice, ssk) 2 times, k17, inc 2, k17, (k2tog, yo twice, ssk) 2 times, k2—57 sts, turn.

Row 57: Sl 1, p54, turn.

Row 58: Sl 1, k1, (k2tog, yo twice, ssk) 2 times, k16, inc 2, k16,

The Lacy Knitting of Mary Schiffmann

Go to Chart 4.

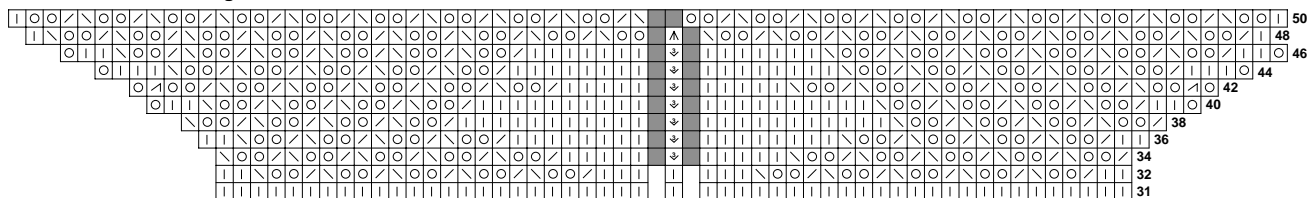


Add fourth needle. Knit Row 31 as indicated.

Chart 2—Needles 1 and 3.

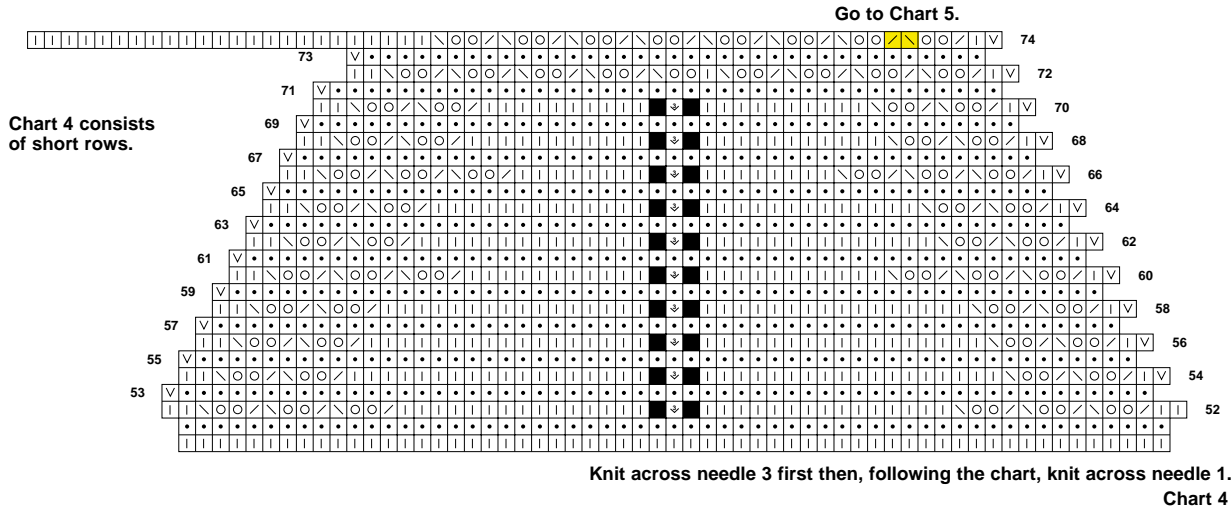
- (k2tog, yo twice, ssk) 2 times, k2—55 sts, turn.
- Row 59: Sl 1, p52, turn.
- Row 60: Sl 1, k1, (k2tog, yo twice, ssk) 3 times, k11, inc 2, k11, (k2tog, yo twice, ssk) 3 times, k2—53 sts, turn.
- Row 61: Sl 1, p50, turn.
- Row 62: Sl 1, k1, (k2tog, yo twice, ssk) 2 times, k14, inc 2, k14, (k2tog, yo twice, ssk) 2 times, k2—51 sts, turn.
- Row 63: Sl 1, p48, turn.
- Row 64: Sl 1, k1, (k2tog, yo twice, ssk) 2 times, k13, inc 2, k13, (k2tog, yo twice, ssk) 2 times, k2—49 sts, turn.
- Row 65: Sl 1, p46, turn.
- Row 66: Sl 1, k1, (k2tog, yo twice, ssk) 3 times, k8, inc 2, k8, (k2tog, yo twice, ssk) 3 times, k2—47 sts, turn.
- Row 67: Sl 1, p44, turn.
- Row 68: Sl 1, k1, (k2tog, yo twice, ssk) 2 times, k11, inc 2, k11, (k2tog, yo twice, ssk) 2 times, k2, turn.
- Row 69: Sl 1, p42, turn.
- Row 70: Sl 1, k1, (k2tog, yo twice, ssk) 2 times, k10, inc 2, k10, (k2tog, yo twice, ssk) 2 times, k2—43 sts, turn.
- Row 71: Sl 1, p40, turn.
- Row 72: Sl 1, k1, (k2tog, yo twice, ssk) 4 times, k1, yo twice, ssk, (k2tog, yo twice, ssk) 4 times, k2—40 sts, turn.
- Row 73: Sl 1, p37, turn.
- Row 74: Sl 1, k1, (k2tog, yo twice, ssk) 8 times, k24—58 sts.
- Knit the 4th needle. Repeat rows 52 to 74 on needle 1.

Go to Chart 5 after knitting chart 4 on needles 1 and 3.

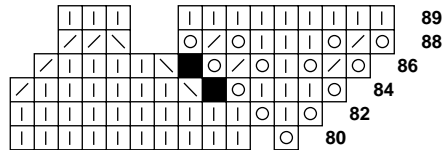


Knit row 31 as indicated.

Chart 3—Needles 2 and 4.



See written instruction for crochet finishing.



Change to circular needle, mark 1st round.
Rounds 75–78 knit. Round 79 adjust to 240 sts.
Repeat Chart 5 24 times.

Chart 5

Rnd 75: Knit onto circular needle marking the beginning of the rnd—260 sts.

Rnd 76: Knit.

Rnd 77: Knit.

Rnd 78: Knit.

Rnd 79: Knit and count sts, adjust to 240 sts.

Rnds 80 through 89: Repeat 24 times.

Rnd 80: Yo, k10—264 sts.

Rnd 82: Yo, k1, yo, k10—312 sts.

Rnd 84: Yo, k3, yo, ssk, k6, k2tog—312 sts.

Rnd 86: Yo, k2tog, yo, k1, yo, k2tog, yo, ssk, k4, k2tog—312 sts.

Rnd 88: Yo, k2tog, yo, k3, yo, k2tog, yo, ssk, k2tog twice—264 sts.

Rnd 89: Knit.

Finishing: With the crochet hook, pick up 3 sts tog and sc through them, ch 8, repeat around. Block into an ellipse.